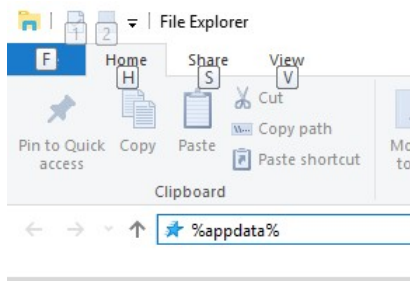
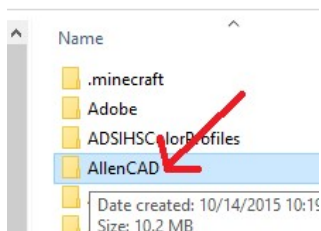


Abstract: Sometimes AllenCad gets a setting changed and it no longer works correctly. This procedure erases all saved settings and puts back factory defaults. (Menus, background colors, etc)

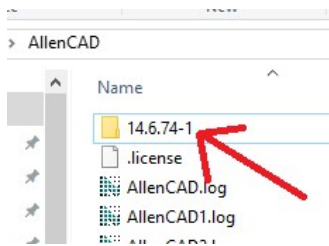
1. Close AllenCad 8.0
2. Start File Explorer by clicking on the file icon on your task bar or computer in the start menu.



3. Type %appdata% into address bar and press the enter key



4. Double click on the AllenCAD directory



5. Rename this directory to something like 14.6.74-1 bad. This allows you to rename it back if you want to restore a setting
6. Restart AllenCAD  
AllenCAD will rebuild this directory from factory defaults