

AllenCAD


Technical Support Bulletin

Drawing on Templates

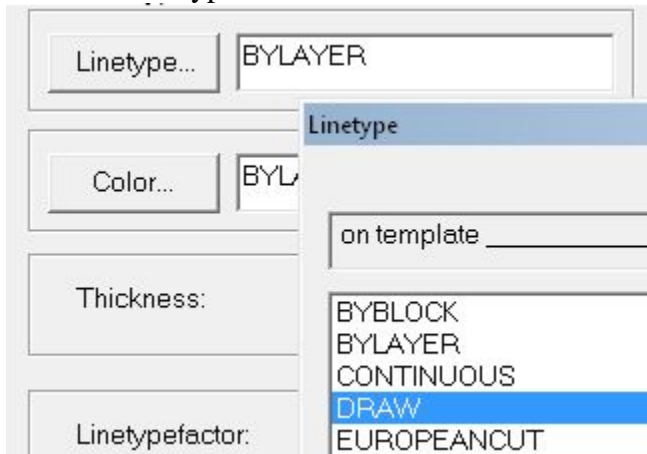
Last update 3-22-12

Abstract: This document described how to use AllenCAD to draw lines/arcs on a template rather than cut them. You could use this to draw a line for a sink outline rather than cut it.

How to draw on template so that color comes out green so it plotted rather than cut.



To change already drawn objects to be green in tile:
Press escape to clear selection.
Click on edit -> modify object properties.
Select objects you want to be drawn rather than cut.
Press enter to open properties window.
Click on Linetype button.

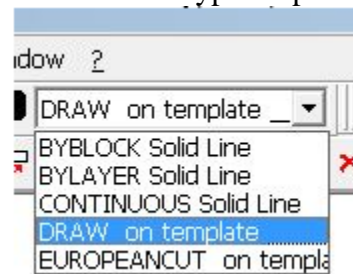


Select DRAW (on template) as linetype.

click ok, ok

To create new objects with draw on template properties:

From the line type drop down select Draw on template line type



lines or arcs create after changing the line type will be drawn rather than cut.

Change to linetype bylayer to create cutlines.